



**WEST COAST**  
**NURSERIES GROUP INC.**







147 Buena Creek Rd.  
San Marcos, CA 92069  
760-682-1252  
sales@westcoastnurseries.com



## Plant Feature: *Dracaena Janet Craig*



Bring timeless, dependable elegance to interior spaces with the **Dracaena Janet Craig**, one of the most trusted and widely used foliage plants in the interiorscaping industry. A true original, Janet Craig has been a staple for decades thanks to its durability, long graceful leaves, and exceptional performance in interior environments. Interiorscapers consistently rely on this variety for its heartiness, longevity, and classic good looks.

### Why you'll love it:

-  **A Proven Industry Favorite:** Interiorscapers truly love the Janet Craig – and for good reason. It has been around longer than most modern dracaena varieties and is considered one of the originals in the trade. Its reliability, consistency, and forgiving nature make it a foundational plant for long-term installations.
-  **Heartier Than Hilo Girl with Similar Long-Leaf Appeal:** Janet Craig offers the same long, elegant leaf shape that designers appreciate in Hilo Girl, but with a noticeably sturdier structure and slower growth habit. This added heartiness allows it to hold its form longer, making it better suited for extended jobsite performance.
-  **Classic Upright Growth with a Fuller Presence:** This plant grows in a strong, upright cane form with arching, deep green leaves that create a fuller, softer silhouette. It delivers a polished, professional look without feeling rigid or overly architectural – perfect for a wide range of design styles.
-  **Exceptional Longevity & Structural Stability:** One of Janet Craig's greatest strengths is its slow, steady growth. It stretches far less than faster-growing dracaenas, allowing it to maintain balance and proportion for long periods. This makes it an excellent choice for interiors where minimal replacement and maintenance are priorities.
-  **Thrives in Low to Medium Light:** Janet Craig performs exceptionally well in challenging interior conditions.
  - *Low light:* Performs extremely well with minimal stretch
  - *Medium light:* Encourages fuller foliage and stronger canes
  - *High light:* Tolerated, but not necessary and may increase water demand
-  **Forgiving Water Needs:** This variety prefers drying out between waterings and is very forgiving if watering is inconsistent. Overwatering is the most common issue, so allowing the soil to dry helps maintain healthy roots and foliage. Occasional tip browning can occur but is easily managed.

-  **Rich, Deep Green Foliage That Holds Color:** Janet Craig is prized for its solid, dark green foliage that maintains color even in lower light conditions. The leaves are broader and more relaxed than many newer varieties, giving it a lush, timeless appearance that clients immediately recognize and trust.
-  **Size:** We sell Dracaena Janet Craig in heights ranging from **4.5 feet to 8 feet tall**. With long-term care, plants can eventually reach 9–10 feet. Below are the pot sizes we offer. We've also notated the corresponding cane counts based on which pot size you select:
  - 2-gallon (3 canes)
  - 3-gallon (4 canes)
  - 5-gallon (5 canes)
  - 7-gallon (6 canes)

**Additional Names:**

Dracaena 'Janet Craig', Janet Craig Dracaena

**Perfect for:**

Commercial interiors, corporate offices, healthcare facilities, hospitality environments, residential spaces, and any project requiring a durable, low-light-tolerant plant with a proven track record.

**Additional Information:**

As one of the most established plants in the interiorscape industry, Janet Craig is known for its consistency and resilience. Pest pressure is generally low, with spider mites being the primary concern in very dry environments. Proper watering practices, adequate airflow, and routine inspections help keep this beautiful plant looking its best.






**Grower's tip:**

- Don't overwater. Let soil dry between waterings
- Use a razor blade to precisely and gently remove any burnt tips
- Performs best in low to medium light

**Pairs well with:**

ZZ Plant, Aglaonema, Pothos, Philodendron, compact palms, and low dracaena varieties, which complement Janet Craig's classic form and enhance its lush foliage.

**Key characteristics:**

<b>Attribute</b>	<b>Profile</b>
<b>Light</b>	 Low-Medium
<b>Water</b>	 Low
<b>Pest Resistance</b>	 Average
<b>Growth Habit</b>	 7+ Feet
<b>Popularity</b>	 Popular